

600A ARTICULATING BOOM LIFTS

Platform

- 0.91 m x 1.83 m low mount platform
- Side entry with drop bar mid rail
- Multiple function operation
- Full proportional drive joystick control with integral thumb steer switch
- Full proportional main boom and swing joystick control
- Multiple speed control for lower boom, telescope and platform rotate
- Selectable creep speed on drive / lift and swing functions
- 180 degree powered platform rotator
- Platform console machine status light panel ¹
- Load sensing system
- AC power cable to platform

Power & Transmission

- Engine distress warning /shut down system ²
- Gull-wing turntable hoods
- Swing-out engine tray
- Spark arresting type muffler
- Control ADE® (Advanced Design Electronics) System
- Hydrostatic drive transmission
- Horn

Functional Equipment & Accessories

- 3 degree tilt alarm and indicator light
- IN 355/55D 625 foam filled lug tread tyres
- Lifting/tie down lugs
- Hour meter
- Ground control selector switch with key lock
- Platform tool tray
- 12V-DC auxiliary power

Available Options

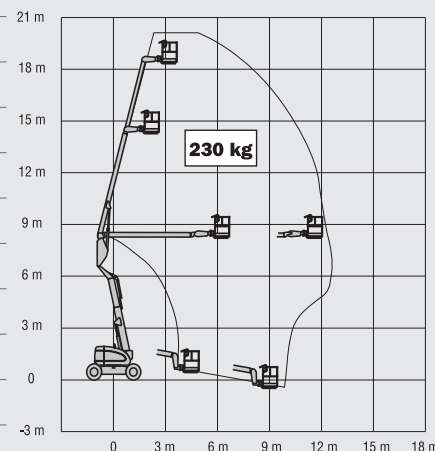
- 0.91 m x 2.44 m low mount platform
- Side entry with inward swing gate
- 13 mm air line to platform
- Four wheel drive
- Four wheel steer/Two wheel steer/Crab steer ³
- Oscillating front axle
- On-board 4,000W generator
- SkyPower® package 7,500 watt on-board generator
- SkyWelder® package 250 amp welder in the platform ⁴
- Nite-Bright® package ⁵
- Tow package
- All motion alarm
- Alarm package ⁶
- Light package ⁷
- Head and tail lights
- Flashing amber beacon
- Plugs & Sockets
- Hostile environment package ⁸
 - Hydraulic oil cooler
 - Catalytic purifier muffler
 - Corner storage tray



- ¹ Provides indicator lights at platform control console for system distress, low fuel, tilt light, and foot switch status.
- ² Low oil pressure and high coolant temperature alarms with shut-down enabled/disabled by analyser.
- ³ Only available with four wheel drive on models 600A and 600AJ with 2.4m wide chassis.
- ⁴ Available when integrated with the SkyPower® package
- ⁵ Consists of six 40-watt lights, four turntable mounted lights and two platform mounted lights.
- ⁶ Includes all-motion alarm and flashing amber beacon.
- ⁷ Includes platform mounted work lights and head & tail lights.
- ⁸ Includes console cover, boom wipers and cylinder bellows.

600A ARTICULATING BOOM LIFTS

| | |
|----------------------------------|----------------------------|
| Platform Height | 18.42 m |
| Horizontal Outreach | 12.07 m |
| Up and Over Height | 8.09 m |
| Swing (Continuous) | 360° |
| Platform Capacity – Unrestricted | 230 kg |
| Platform Rotator (Hydraulic) | 180° |
| A. Platform Size | 0.91 m x 1.83 m |
| B. Overall Width | 2.49 m |
| C. Tailswing – working condition | Zero |
| D. Stowed Height | 2.54 m |
| E. Stowed Length | 8.10 m |
| F. Wheelbase | 2.48 m |
| G. Ground Clearance | 0.30 m |
| Machine weight ¹ | 10,330 kg |
| Maximum Ground Bearing Pressure | 5.4 kg/cm ² |
| Drive Speed 2WD | 6.8 km/h |
| Drive Speed 4WD | 6.8 km/h |
| Gradeability 2WD | 30% |
| Gradeability 4WD | 45% |
| Tyres | IN 355/55 D625 Foam Filled |
| Axle Oscillation ² | 0.20 m |
| Turning Radius – Inside 2WS | 3.33 m |
| Turning Radius – Inside 4WS | 1.40 m |
| Turning Radius – Outside 2WS | 5.36 m |
| Turning Radius – Outside 4WS | 2.95 m |
| Diesel Engine | Deutz D2011L04 36.4kW |
| Fuel Tank Capacity | 114 L |
| Hydraulic Reservoir | 151 L |
| Auxiliary Power | 12V DC |

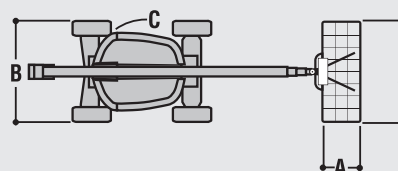
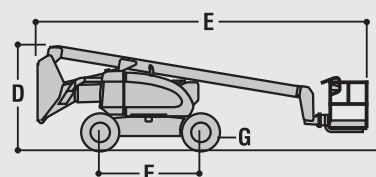


JLG Industries, Inc. is a leading designer and manufacturer of access equipment and complementary services and attachments.

JLG has manufacturing facilities in the United States, France, Romania, China and Belgium. Customers throughout Europe, Scandinavia, Africa and the Middle East benefit from a network of dedicated sales and service operations designed to deliver the highest levels of support.

JLG is an Oshkosh Corporation company.

www.jlgeurope.com



¹ Certain options or country standards may increase weight and/or dimensions.
² Optional.